



The Weaving, Spinning & Fiber Arts Guild
of Idaho Falls Studio
482 Constitution Way, Suite B-11
PO Box 1522
Idaho Falls, ID 83403
Newsletter Published monthly
Posted at : www.srfiberartists.org

Roving's, Ravelings and Thrums

The Weaving, Spinning & Fiber Art Guild of Idaho Falls

"Sharing A Love of Fiber Arts!"

March 2015

Guild Officers

President

Kate Wolski
521-5343

iwantsheep@ida.net

Vice President/ Fiber Fair Chair

Kathie Phoenix/
522-3872, cell 339-3873

kathiephoenix@cablone.net

Secretary

Laurel Cahoon

Cahoon1382@gmail.com

Treasurer

Susan Wolff

534-1162, cell

vswoolf@outlook.com

SeguraS@dhw.idaho.gov

Spinning Coordinator

Sylvia Wiklund

417-593-0075

woolychick@msn.com

Weaving Coordinator

Mary Ellen Anderson

peason0312@hotmail.com

Publicity

Kate Wolski

521-5343

iwantsheep@ida.net

Newsletter Editor

Suzanne LeMay-Riché

528-9467, cell 201-4922

sriche@aol.com &

Suzanne.Lemay@HCAhealthcare.com

Community Contact

Eric Hanson

705-0794

raskdenniston@yahoo.com

Librarian/Inventory

Charlotte Goddin

390-3776

alexandria52@gmail.com

Historian

Andrea Steele

547-7993

andreastee@live.com

Membership

Laurel Cahoon

Cahoon1382@gmail.com

Hostess

Rebecca Hanson

705-0794

raskdenniston@yahoo.com

Up-Coming Events & Classes

Unless otherwise specified, events are held at The Studio, 482 Constitution Way Suite B-11, Idaho Falls, Idaho 83403

Studio Night — *Members and visitors are welcome every Tuesday evening from 7:00 PM to 9:00 PM at 482 Constitution Way, Suite B-11-same building just down the hall. Bring your wheel or a project and join for an evening of fun & chat. Ring the bell below the left front window if the front door is locked.*

Join us for Studio Day/Lunch

Please join us for lunch **Thursday, March 12 at 11:30 a.m.** at Johnny Carino's. RSVP to Suzanne @ sriche@aol.com or 528-9467 By Wed. March 11. All are welcome to attend.

Hooking Happenings (Rug Hooking that is)

The rug hookers have been busy passing around the group project to be hooked and it has been fun. When it's done it will be donated for the raffle at the Fiber Arts Fest.

When I got the project to work on, I did a little reading in Joan Moshimer's book The Complete Book of Rug Hooking. It's an older book, but is full of lots of useful information. The thing I got out of it was how important it is to cut the "worms" or strips from the straight of grain of the fabric. Apparently if the grain is not followed, the strip will not be as strong and durable in a rug. She says it's not as important in a wall hanging, but now I know that the "worms" are actually easier to hook when they are cut straight! They also don't fray as much.

So I was glad I took the time to look at this reference book and found this useful tidbit. We meet on the 4th Thursday of each month at the studio from 1 - 3. It is open to members of the Guild.

Kathie Phoenix, Rug Hookers Group

March 14, 2015

March SPIN IN

Yes we will be holding a **Spring Spin In** at the Studio. March 14, 2015. 10 am to 3-4 pm. Potluck Lunch.

**The March Board Meeting will be Wednesday, March 11 at 6:30 p.m.
at the Studio .
All members are welcome to attend.**

In at the Guild library —check it out

Charlotte Goddin, Guild Librarian

Spin to Knit, The Knitter's Guide to Making Yarn by Shannon Okey is from Interweave Press. This is a good starter book for those of us who knit yet are "out-to-lunch" when it comes to spinning. It seems pretty basic, but is probably a good place to start when you know nothing. Okey includes some general (though perhaps cursory) information on fibers, spindles, and wheels, and will get you started with the process of spinning. She discusses handspun from a knitter's perspective and addresses colors and other embellishments. She also provides a glossary and a list of resources.

The book includes more than thirty simple knitting patterns, including hats, sweaters, scarves, socks, and wraps. If you are wondering if you might like to spin your own knitting yarns, this could give you a good introduction.

Warped Weavers

The Warped Weavers have chosen their next weave structure. Crackle weave is a Swedish technique called Jamtlandsväv. In 1926 Mary Meigs-Atwater introduced it to American weavers and feeling that it's name was a bit of a mouthful, renamed it Crackle. The pattern reminded her of the cracked glaze on pottery. The defining elements of this weave structure are point twill thread units with incidental threads between the blocks. These blocks must join together in twill progression, although there are special provisions when skipping blocks. It uses tabby and supplementary wefts and produces a very stable fabric that is great for towels and upholstery. With lighter threads it is also perfect for all types of textiles. Our group has chosen several kinds of projects including several doing scarves out of 8/2 Tencel. Everyone seems excited to start exploring this weave structure and using two shuttles.

Happy weaving.

Mary Ellen Anderson



Fiber Arts Fest News:

Plans and activities are coming together for the Fiber Arts Fest ! The dates again are May 15th -17th. I hope you've marked your calendars and are planning to attend. The classes will be posted and ready to register for right away, so watch the web site (sfiberartists.org) for that. We will again have Friday, Saturday and Sunday classes as well as our dinner and fashion show on Saturday night. Plan to enter your handmade item in the fashion show. That's always a lot of fun. Laurel Cahoon is planning great things for the gallery so please plan to bring whatever fiber art item you've done to "show off". Our raffle will be great again, with donated items already coming in. Some great things so far. This is a major source of our income, so if you have something you would like to donate, please bring it to the studio or let me know if you need me to pick anything up.

I have put some advertising posters and postcard sized advertisements in the studio for you to take to your friends, neighbors, etc. to help spread the word.

Thank you and we appreciate everyone's help.

Kathie Phoenix, 339-3973 or kathiephoenix@cableone.net

Butte Shadows Fiber Barn

Your local fiber preparation supply

We carry

**Equipment*

**Various Fibers*

**Finished products*

And Provide Instruction

www.butteshadowsalpacos.com

Please call to be sure the store is open

Butte Shadows

Alpacas / Sheep

Eric & Rebecca

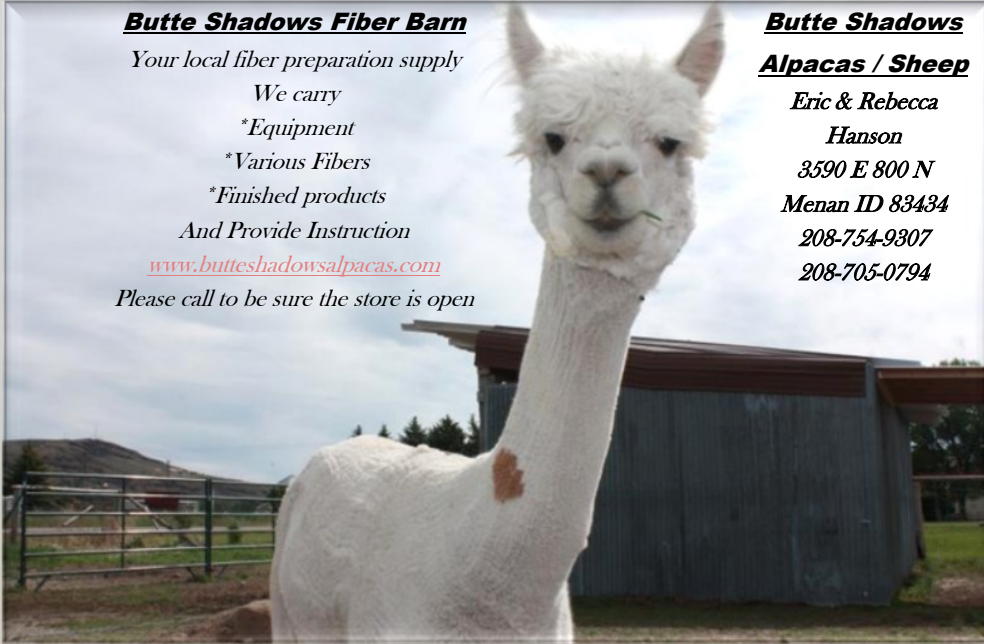
Hanson

3590 E 800 N

Menan ID 83434

208-754-9307

208-705-0794



For sale: Fricke/Meyer

model 401 drum carder.

Fine card cloth. In excellent condition with a new drive band. \$125. Also sectional warping spool rack and tension box \$125. Contact Mary Ellen, by email: peason0312@hotmail.com

ADVERTISE HERE

Newsletter Prices:

2.50 business card size

5.00 1/4 page

20.00 full page

10.00 1/2 page

Link on website: \$25.00/yr.

Page on website with link: \$50.00/yr.

Your Newsletter advertisement will be posted on our web-site as well.

Advertise on the Guild Website:

To add your web-site link to our favorite Links page ---\$25.00 per year.

For those who don't have a web-site, we'll post you a Full page and a link for \$50.00 per year.

Please send your payment to:

The Weaving, Spinning & Fiber Arts

Guild of Idaho Falls

482 Constitution Way, Suite B-11

PO Box 1522

Idaho Falls, Id 83403

Contact Suzanne LeMay-Riché at :

"sriche@aol.com" or Call 208.528-9467 & leave a msg.

FOR SALE:

Swiss Made Knitting Machine on a stand. Includes a box of instructions and samples done on the machine. \$500 or best offer. Contact Connie Rafferty 521-4942.

WANTED

Any outgoing or shy person/persons interested in any or all of the following:

- Knitting
- Spinning
- Weaving
- Crocheting
- Rug Hooking
- Combing
- Carding
- Raising of fiber animals and/or plants
- Dyeing

No prior experience required. Unlimited openings. All skill levels welcomed with open arms. No application need be completed, however there is a registration form to complete and a small fee (\$25.00 for an individual or \$32.50 for a family) is charged. A registration form is included on page 6 of this newsletter for your convenience.

Guild has renewed it's membership to the Northwest Weaver's Guild. Go to their site at

www.northwestweavers.org to be informed of your membership benefits. You may check out videos, tapes and books and many other benefits.

Roving's, Ravelings & Thrums

March 2015, page 4

Guild News :



If you are a member of Ravelry.com, check out the following groups!

The Association of Northwest Weavers' Guilds (ANWG)—which you a member of, if you are a Guild member—has a group for you to participate in. There is a forum that discusses fiber, weaving, knitting etc. The **group** name is: "Association of Northwest Weavers".

Check out our own group! Snake River Fiber Fair 2014. Stay up to date on all things pertaining to the Fiber Fair.

Studio Hosts:

March 3—Kathle

March 10— Kate

March 17—Mary Ellen

March 24—Sylvia

March 31— Laurell

BOARD MEMBERS

THE NEWSLETTER

DEADLINE IS ON

THE 25TH OF THE

MONTH

Create your own Nametag

Last year several of us created our own felted nametag. Some of you may still be interested in making one for this year's Fest. It was fun to have one for the Fiber Fair last year.

The following is what I came up with. If you would like to do something the same or similar, I'm attaching the how-to according to me! This produces a flat felted background cloth about 3.5" x 4.5" to then be embellished. You can use an I-cord for the "strap" knit from variegated type sock yarn or maybe a ribbon, or whatever.

You will need a feltable wool – not superwash. I used worsted weight 100% Peruvian wool and #7 knitting needles. This could also be crocheted to something of the same size.

Cast on 22 stitches and knit one or 2 rows in garter (knit every row). On the next row you may put in a small slit (buttonhole) at each corner (for a lanyard, or ribbon, or braid) by knitting 2 stitches, cast off 2 stitches, knit 14 stitches, then cast off 2 stitches. Knit last 2 stitches. On the return row you will need to cast on 2 stitches over the gap. I used a backward loop cast on. Go on knitting until your piece measures about 4" and then bind

Now for felting. This is fun and quick. I used a small bucket in a sink and filled the bucket with hot soapy water. Get the knit piece wet and put dish soap on it. Scrub the piece roughly as if you were trying to get a stain out! Rinse a little in cold water, then do the soap and hot water thing again. Repeat as needed. Any variation of this will make this little wool piece felt so it looks like – well - "felt!" I thoroughly rinsed it, got as much water out as possible and then shaped it a little into a rectangle and let it dry flat.

To make it into a nametag, I needle felted my name using some handspun yarn that contrasted with the background. You could embroider your name and embellish any way you'd like. You could do fancy stitches, add fringe, beads, etc.

I've been knitting a few extra "blanks" (felted pieces- in case you can't get one done). One studio evening (to be determined,) I'll bring my felting needles, etc. You would be welcome to use them and any supplies I might have to make your own nametag. So far, this has been a fun project for me, and hope it would be for you too!

Call or email if you have any questions or if my instructions are not clear. (522-3872 or

kathiephoenix@cableone.net

Upcoming Fiber Fairs:

Fiber Train Wool Festival	Nampa, ID	May 24 & 25, 2015	www.fibertrainfestival.com
Northwest Regional Spinners' Assoc. Conference	Tacoma, WA	May 28 to 31, 2015	www.nwregionalspinners.org
Big Sky Fiber Arts Festival	Hamilton, MT	June 12 to 14, 2015	www.bigskyfiber.com
The Black Sheep Gathering	Eugene, OR	June 19 to 21, 2015	www.blacksheepgathering.org
Great Basin Fiber Arts Fair	South Jordan, UT	August 21 & 22, 2015	www.greatbasinfiberartsfair.org
Salida Fiber Festival	Salida, CO	September 12 & 13, 2015	www.salidafiberfestival.org
Oregon Flock and Fiber Festival	Canby, OR	September 26 & 27, 2015	www.flockandfiberfestival.com
Trailing of the Sheep	Hailey, ID	October 8 to 11, 2015	www.trailingofthesheep.org
Columbia Gorge Fiber Festival	The Dalles, OR	November 6 to 8, 2015	www.columbiagorgefiberfestival.com
Palouse Fiber Festival	Moscow, ID	Next held the second weekend in June 2016	www.palousefiberfestival.wordpress.com
Montana Assoc. of Weavers and Spinners	Flathead Lake, MT United Methodist Camp	June 24 to 26, 2016	www.mawsonline.org

March 2015

Sun

Mon

Tue

Wed

Thu

Fri

Sat

1

2

3 *Studio Night*

4

5

6

7

8

9

10 *Studio Night*

11 *Board Meeting 6:30 pm*

12 *Guild Luncheon & Studio Day*

13

14 *Spin-In Potluck 9-3*

15

16

17 *Studio Night*

18 *Warped Weavers 9:30 am*

19 *Dizzy Spinners 1-3 pm*

20

21

22

23

24 *Studio Night*

25 *Knitting Night 7-9 pm*

26 *Rug Hookers 1-3 pm*

27

28

29

30

31 *Studio Night*

Registration form -2015 Snake River Fiber Arts Fest Classes

Registration is available online at www.srfiberartists.org or by mailing this form. Please keep a copy for your records.

Day	Subject	Class	Fee
Friday All Day 9 to 4:30	Basketry	Snake River Fishing Creel -- Connie Denton (This class will be repeated on Sunday as an All Day class)	\$65.00
Friday All Day 9 to 4:30	Weaving	Twill, Queen of Weaves -- Judie Overbeek	\$65.00
Friday 1:30 to 4:30	Fiber Preparation	How to Make Blended Fiber Variegated Yarns -- Joan Contraman	\$40.00
Friday 1:30 to 4:30	Knitting	A Perfect Match: Knit 2 Socks at a Time on 2 Circular Needles -- Claudia Pine	\$35.00
Saturday All Day 9 to 4:30	Rug Punch	Rug Hooking With a Punch Needle -- Phyllis Bulgin	\$100.00
Saturday All Day 9 to 4:30	Weaving	Weave a Tapestry Beaded Bag -- Joan Contraman	\$55.00
Saturday All Day 9 to 4:30	Basketry	Teton Backpack Basket -- Connie Denton	\$65.00
Saturday 9 to Noon	Spinning	Beginning Spinning - Sylvia Wiklund	\$35.00
Saturday 9 to 1	Felting	Resist Felting Techniques -- Felted Mittens -- Joelle McCarthy (NOTE longer class time)	\$50.00
Saturday 9 to Noon	Crocheting	Crochet a Freestyle Gnome Hat from Handspun Art Yarn -- Jennifer Green	\$25.00
Saturday 1:30 to 4:30	Spinning	Plying Techniques for Perfect Yarn -- Judie Overbeek	\$45.00
	Knitting	Charts Ahoy -- How to Reading Knitting Charts - Jane Sheetz	\$25.00
	Spinning	Beginning Drop Spindle - Elizabeth Dailey	\$35.00
	Fiber Arts Education	Introduction To Fiber Arts - Mary Ellen Anderson	\$20.00
	Wet Felting	Sculpted & Bedazzled Felt Bowl -- Laurel Orthmeyer	\$40.00
Sunday All Day 9 to 4:30	Spinning	You Can Spin Novelty Yarns -- Judie Overbeek	\$65.00
Sunday All Day 9 to 4:30	Basketry	Snake River Fishing Creel -- Connie Denton (This is a repeat of the class taught all day Friday)	\$65.00
Sunday 9 to Noon	Spinning	Spin Cotton on the Tahkli -- Jennifer Green	\$25.00
	Weaving	Weaving Tricks, Tips & Techniques - Joan Contraman	\$40.00
Sunday 1:30 to 4:30	Needle Felting	Needle Felted Animals - Laurel Orthmeyer	\$30.00
	Spinning	Advanced Drop Spindle - Elizabeth Dailey	\$35.00

Day	Meal (please circle one selection)	Price	How Many?	Total
Saturday	Lunch Beef or Turkey Sandwich?	\$10.00		
Saturday	Dinner (Fashion Show and Spin-In)	\$10.00		
Sunday	Lunch Beef or Turkey Sandwich?	\$10.00		

Also we would like to promote the folks who purchased ads for the Fiber Fest booklet so here are their ads.

Please show your appreciation and frequent their establishments.

Jewelry Glass Art Signs Quilts Children's Items Home Decor

the Collective
an artisans and crafters boutique
est. 2014

Come see us at
The Collective
396 Park Ave.
Idaho Falls, ID 83402
208-821-5146

Facebook.com/thecollectiveboutiqueidahofalls

We are proud to support
local Artisans and Crafters
with over 60 vendors, in
one location, in Historic
Downtown Idaho Falls




Photography Minky Pillowcases Goats Milk Soap and Lotions

2150 Channing Way
Idaho Falls, Idaho 83404

Sun-Thurs 7am to 9pm
Fri-Sat 7am to 10pm

208.542.1950 Tel
208.542.1955 Fax



Greenwood Fiberworks



www.GreenwoodFiberworks.com


Hand Painted Fibers & Yarns
Sales@GreenwoodFiberworks.com
749 S. Main Street, Genola, Utah, USA



Q's
QUALITY WOOD WORK

Specializing in restoration of spinning
wheels. Custom Spinning Wheels and
Accessories. spunup54@gmail.com
www.qsqualitywoodwork.com

20% Any One Item*
(*Excludes Consignment and Trunk Show Items)



PANDORA'S
Baubles and Beads

440 Park Ave., Idaho Falls, ID 83402 / (208) 529-3696

Mitchell's
RESTAURANT
HOME STYLE COOKING


KJ'S TRAVEL CENTER
615 E. IONA ROAD
IDAHO FALLS
525-8834

Greensleeves
Spindles



www.greensleeveesspindles.com
Phone (801) 310-7489

The Yarn Connection



TISH VAWTER
OWNER

415 PARK AVENUE
IDAHO FALLS, ID 83402
208.524.8256

Spin Dance Acres
Navajo Churro Sheep & Fiber

Bonnie J. Barcus
11150 Chapin Ave.
Boise, ID 83709

Phone: (208) 562-1961
email: SpinDanceAcres@clearwire.net
Webpage: www.spindancechurros.com



THE WEAVING, SPINNING &
FIBER ARTS GUILD
OF IDAHO FALLS

482 Constitution Way, Suite B-11
PO Box 1522
Idaho Falls, Idaho 83403

www.srfiberartists.org

Because of the cost of mailing and printing, we regret that we will no longer be mailing the newsletter. It is posted for download online each month at www.srfiberartists.org and can be emailed to you as a pdf. Email us a request to receive an email copy of the newsletter with your name to "sriche@aol.com". We often broadcast changes & updates through email. Copies will also be available at the Studio. Emails are not shared. Don't miss out!

COME ENJOY THE BENEFITS OF GUILD MEMBERSHIP

Dues are \$25 for individuals and \$32.50 for families. Dues may be mailed to: The Weaving, Spinning, & Fiber Arts Guild of Idaho Falls, P.O. Box 1522, Idaho Falls, ID 83403.

Please add your email address so we can send your newsletter via email. www.srfiberarts.org (emails will not be shared for any other use)

Membership Application

Name _____

Address _____

Phone _____

Email _____