



The Weaving, Spinning & Fiber Arts Guild  
of Idaho Falls Studio  
482 Constitution Way, Suite B-11  
PO Box 1522  
Idaho Falls, ID 83403  
Newsletter Published monthly  
Posted at : [www.srfiberartists.org](http://www.srfiberartists.org)

# Roving's, Raveling's and Thrums

## The Weaving, Spinning & Fiber Art Guild of Idaho Falls

"Sharing A Love of Fiber Arts!"

Apr/May 2017

### Guild Officers

#### President

Sylvia Wiklund  
243-1643  
srwiklund@gmail.com

#### Vice President

Elizabeth Cogliati  
522-5752  
morganna1812@gmail.com

#### Secretary

Laurel Cahoon  
Cahoon1382@gmail.com

#### Treasurer

Susan Woolf  
534-1162, cell  
vswoolf@outlook.com  
SeguraS@dhw.idaho.gov

#### Spinning Coordinator

Sylvia Wiklund  
243-1643  
srwiklund@gmail.com

#### Weaving Coordinator

Mary Ellen Anderson  
peason0312@hotmail.com

#### Host

Vet Woolf  
vswoolf@outlook.com

#### Newsletter Editor

Suzanne LeMay-Riché  
528-9467, cell 201-4922  
sriche@aol.com &  
Suzanne.Lemay@HCAhealthcare.com

#### Community Contact

Sylvia Wiklund  
243-1643  
srwiklund@gmail.com

#### Librarian

Charlotte Goddin  
390-3776  
alexandria52@gmail.com

#### Historian

Elizabeth Cogliati  
522-5752  
morganna1812@gmail.com

#### Membership Chair

Kate Wolski  
521-5343  
iwantsheep@ida.net

### Up-Coming Events & Classes

Unless otherwise specified, events are held at The Studio, 482 Constitution Way Suite B-11, Idaho Falls, Idaho 83403

**Studio Night** — *Members and visitors* are welcome every Tuesday evening from 7:00 PM to 9:00 PM at **482 Constitution Way, Suite B-11** same building just down the hall. Bring your wheel or a project and join for an evening of fun & chat. Ring the bell below the left front window if the front door is locked.

### Join us for Studio Day/Lunch

Please join us on **Thursday, May 11**, at 11:30 a.m. at the Johnny Carino's on Hitt Rd. then over to the Studio. RSVP to Suzanne @ sriche@aol.com or 528-9467 By Wed. All are welcome to attend.

### Spring Spin-in Potluck

Saturday, April 22, 2017

10 a.m. till 3 p.m.

Guild Studio

Hosted by Sylvia Wiklund

Bring your wheel and a potluck dish and join us for our Spring Spin-in. This is also an excellent time to get some beginners tips and experience. Everyone is invited, not just spinners, so grab your latest project and come down and join the fun.

### COMING IN MAY:

### Notlwonk Springs presents ...Wool Trek 2017!

**When:** May 6th, 2017, from 10:00 am—3:00 pm-ish (or however long folks want to stay)

**Location:** 4420 W. 14300 N., Cornish, UT 84308

More info — contact us with questions: notlwonk.springs@gmail.com (435) 258-5539.

The Scottish Festival on May 13. (Kate will send out more info soon.)

Sylvia has accepted a position at the Montessori "Living Farm" teaching spinning for the summer camps starting in June.

**The Next Board Meeting will be Tuesday, May 2, at 12-1 p.m. at the Studio.**

## In at the Guild library —check it out


### Charlotte Goddin, Guild Librarian

Interweave's *The Knitter's Companion* by Vicki Square includes a plethora of basic knitting information at your fingertips, some of which you might not even know that you want to know (for example beads, buttonholes, and South American Knitted Join, which turns out to be a way to knit stripes in the round with smooth transitions at the color changes! I didn't know that there was a technique for that! Yes, I don't get out much.).

And beads. I had ordered a book on beaded knitting, and the process has proven far too tedious for me to bother (threading all of the beads onto the skein of yarn in advance). I believe that the technique illustrated in *The Knitter's Companion* is I heard described by some of our illustrious knitting members. Now if I can just find yarn, knitting needles, and beads (and a crochet hook)!

Ms. Square also writes about preparing to knit (supplies, sizes, formula for interchanging yarns, and so on), the basics (continental method, English method, slipped stitches, etc.), as well as cast-ons, joining yarns, increases, decreases, bind-offs, blocking, seaming, hems and hemming (I knit it and now I have to hem it!), details (beads, buttonholes, duplicate stitch...), and other techniques (cables, color knitting, correcting errors - my favorite, and more).

I was pleasantly surprised at how brief directions accompanied by good illustrations can convey so much useful information.



Our thanks to CJ Godfrey for her recent donation of *The Law (In Plain English) for Crafts People* by Leonard D. DuBoff to the Guild library. The book covers various forms of organization (e.g., sole proprietorship, partnership, limited partnership, etc.), trademarks, contracts, consignment, working at home, keeping taxes low, copyright, insurance, product liability, labor relations, on getting paid for your work, how to find a lawyer.

Within those categories there is some interesting history (as well as plenty of useful information) including the use of trademarks and how some guilds required that items include the trademark of the craftsperson so that if there were a problem with the product, it could be traced back to the maker.

The section on copyrights seemed like it might be of particular interest to Guild members who might be considering selling handmade items. US copyright laws have their foundation in the Constitution. There are five exclusive rights under US copyright laws.

The right of first publication.


The right to control the first sale of a work.

The right to reproduce the work once it has been copyrighted.

The right to prepare derivative works based on the copyrighted work.

The right to publicly perform the copyrighted work.

I cannot, however, say that I came away with a clear understanding of how copyright laws do (or do not) determine what Guild members might sell when they have used directions that are presented for example in a magazine such as *Handwoven*. Some other might be more successful at gleaning that information from the book. So, check it out.



**Warped weavers:** Our next meeting is April 19. We will be completing the tie-ups and Ginger is going to show us how to balance the shafts so that we have clear sheds. We will also be signing up for weaving times so that we can complete our table squares.

**Butte Shadows Fiber Barn**

*Your local fiber preparation supply*

*We carry*

*\*Equipment*

*\*Various Fibers*

*\*Finished products*

*And Provide Instruction*

[www.butteshadowsalpacos.com](http://www.butteshadowsalpacos.com)

*Please call to be sure the store is open*

**Butte Shadows**

**Alpacas / Sheep**

*Eric & Rebecca*

*Hanson*

*3590 E 800 N*

*Menan ID 83434*

*208-754-9307*

*208-705-0794*



shutterstock · 250561138

**ADVERTISE HERE**

Newsletter Prices:

2.50 business card size

5.00 1/4 page

20.00 full page

10.00 1/2 page

Link on website: \$25.00/yr.

Page on website with link: \$50.00/yr.

Your Newsletter advertisement will be posted on our web-site as well.

**Advertise on the Guild Web-site:**

To add your web-site link to our favorite

Links page ~\$25.00 per year.

For those who don't have a web-site, we'll post you a Full page and a link for \$50.00 per year.

Please send your payment to:

**The Weaving, Spinning & Fiber Arts**

**Guild of Idaho Falls**

**482 Constitution Way, Suite B-11**

**PO Box 1522**

**Idaho Falls, Id 83403**

Contact Suzanne LeMay-Riché at :

"sriche@aol.com" or Call 208.528-9467 & leave a msg.

If you are not currently receiving "Roving's, Raveling's & Thrums" via email, please send an email to Suzanne at [sriche@aol.com](mailto:sriche@aol.com) requesting the Guild newsletter which is sent monthly.

The newsletter can be downloaded and is posted each month at: <http://srfiberartists.org/>

# WANTED

Any outgoing or shy person/persons interested in any or all of the following:

- Knitting
- Spinning
- Weaving
- Crocheting
- Rug Hooking
- Combing

- Carding
- Raising of fiber animals and/or plants
- Dyeing

No prior experience required. Unlimited openings. All skill levels welcomed with open arms. No application need be completed, however there is a registration form to complete and a small fee (\$25.00 for an individual or \$32.50 for a family) is charged. A registration form is included on page 5 of this newsletter for your convenience.

Guild has renewed it's membership to the Northwest Weaver's Guild. Go to their site at [www.northwestweavers.org](http://www.northwestweavers.org) to be informed of your membership benefits. You may check out videos, tapes and books and many other benefits.



# Roving's, Raveling's & Thrums

Apr/May 2017, pg 4

## Guild News :



If you are a member of Ravelry.com, check out the following groups!

The Association of Northwest Weavers' Guilds (ANWG)—which you a member of, if you are a Guild member—has a group for you to participate in. There is a forum that discusses fiber, weaving, knitting etc. The **group** name is: "Association of Northwest Weavers".

Check out our own group! Snake River Fiber Fair 2016. Stay up to date on all things pertaining to the Fiber Fair.

### **Studio Hosts:**

**April 18—Laruel**

**April 25—Susan**

**May 2—Sylvia**

**May 9—Elizabeth**

### **BOARD MEMBERS**

**THE NEWSLETTER**

**DEADLINE IS ON THE  
12TH OF THE  
MONTH**

Barb Bradley finished a tapestry weaving project with a beaded waterfall.



### **Tapestry Study Group**

The tapestry study group is small, but enthusiastic. Our last meeting on Wednesday the 12th several members brought completed projects. And several of us either began a new weaving or worked on getting a tapestry loom warped for a new project. Our regular meetings are on the 2nd Wednesday of the month from 10 to 12 at the studio. We encourage anyone interested to come join us. It's a way to get inspired as well as learn from each other. The summer plans are to Not meet during June and July, but to pick up the same day and time again in August.


Happy Weaving and have a good summer.



Kathie's tapestry and framed it as well.



Suzanne's work in progress..



Suzanne's finished work.

### **Rug Hooking Study Group**

The rug hooking group meets on the 4th Wednesday of the month from 1 to 3 at the studio. We would love for anyone interested in learning more about rug hooking to come see what it's all about. We would love to have new members in our group. If you need help getting started, let us know. Our next meeting will be on April 26th. Call Kathie Phoenix at 208--522-3872 if you have any questions! The hooking group will also take a summer holiday and Not meet during June and July. Happy (Rug) Hooking and Happy Summer.

# April 2017

Sun	Mon	Tue	Wed	Thu	Fri	Sat
						1
2	3	4	5	6	7	8
9	10	11	12	13	14	15
16	17 <i>Finish the</i>	18 <i>Studio</i>	19 <i>Weavers</i>	20 <i>Dizzy</i>	21	22 <i>Spin-In</i>
23	24	25 <i>Studio</i>	26 <i>Hookers</i>	27	28	29
30						

# May 2017

Sun	Mon	Tue	Wed	Thu	Fri	Sat
	1 <i>Finish the rug</i>	2 <i>Studio</i>	3	4 <i>Board mtg</i>	5	6
7	8	9 <i>Studio</i>	10 <i>Tapestry Group 10-12</i>	11 <i>Luncheon 11:30 am</i>	12	13
14	15 <i>Finish the rug</i>	16 <i>Studio</i>	17 <i>Warped Weavers 9:30</i>	18 <i>Dizzy Spinners 1-3 pm</i>	19	20
21	22	23 <i>Studio</i>	24 <i>Rug Hookers 1-3 pm</i>	25	26	27
28	29	30 <i>Studio</i>	31			



THE WEAVING, SPINNING &  
FIBER ARTS GUILD  
OF IDAHO FALLS

482 Constitution Way, Suite B-11  
PO Box 1522  
Idaho Falls, Idaho 83403

[www.srfiberartists.org](http://www.srfiberartists.org)

Because of the cost of mailing and printing, we regret that we will no longer be mailing the newsletter. It is posted for download online each month at [www.srfiberartists.org](http://www.srfiberartists.org) and can be emailed to you as a pdf. Email us a request to receive an email copy of the newsletter with your name to "sriche@aol.com". We often broadcast changes & updates through email. Copies will also be available at the Studio. Emails are not shared. Don't miss out!

### COME ENJOY THE BENEFITS OF GUILD MEMBERSHIP

Dues are \$25 for individuals and \$32.50 for families. Dues may be mailed to: The Weaving, Spinning, & Fiber Arts Guild of Idaho Falls, P.O. Box 1522, Idaho Falls, ID 83403.

Please add your email address so we can send your newsletter via email. [www.srfiberarts.org](http://www.srfiberarts.org) (emails will not be shared for any other use)

### Membership Application

Name \_\_\_\_\_

Address \_\_\_\_\_  
\_\_\_\_\_

Phone \_\_\_\_\_

Email \_\_\_\_\_